



Constant current LED driver
Total power: 40W
Input voltage: 120~277Vac ± 10%

Features

- Adjustable output current (470mA to 1400mA)
- Dim-to-off
- Auxiliary power: 12Vdc, 200mA max
- Flicker free
- Dimmable with 0-10V dimmer and down to 1% at maximum output current
- 5 year warranty



Description

LXWCP040 is a 40W constant current programmable indoor LED driver that operates from 120-277Vac input. The driver can be dimmed down to 1% with a dim-to-off mode. This is designed to provide ultimate flexibility and precise tuning of output current for luminaire manufacturers.

ELECTRICAL SPECIFICATIONS	
Input voltage range:	120~277Vac ± 10%
Frequency:	50/60Hz
Power factor:	> 0.9 under 120~277Vac input with 80~100% load condition (for all output currents)
Inrush current:	20A @230V
Max input current:	0.48A @120V, 0.24A @240V and 0.22A @277V
THD:	< 20% under 120~277Vac input with 80~100% load condition (for all output currents)
Load Regulation:	± 2%
Line Regulation:	± 1%
Current Tolerance:	± 5% at full load condition
Turn-on Delay Time:	< 0.75s at full load condition
Overshoot:	< 10% at full load condition
No Load Power Consumption:	< 3W
Ripple & Noise (pk-pk):	< 3%
Withstand voltage:	Input to output, 2,800Vdc, 2mA
Leakage current:	Maximum 0.5mA at 277Vac, 60Hz input
Protection:	Over voltage protection: Hiccup mode. Protection will trigger when load voltage exceed specified output voltage and will auto recover after the fault mode is removed. Over current protection: Hiccup mode. Protection will trigger when load current exceed specified output current and will auto recover after the fault mode is removed. Short circuit protection: Hiccup mode. Protection will trigger when short circuit and will auto recover after the fault mode is removed. Over temperature protection: Protection will trigger when driver overheat and auto-recovery when cooled down.

ENVIRONMENTAL SPECIFICATIONS	
Operating temperature:	-20 to 50°C
Storage temperature:	-40 to 85°C
Humidity:	5% to 95%
MTBF:	TBD
Life rating:	85,000 hours at 120Vac input, 100% load and 60°C case temperature
Maximum case Temperature :	90°C

SAFETY AND EMC COMPLIANCE	
UL/cUL	UL 8750 pending
CE	EN61347-1, EN61347-2-13
FCC, 47CFR Part 15	ANSI C63.4:2009 Class B (Consumer Limit)
EN61000-3-2	Harmonic Current Emissions Class C

PRODUCT SPECIFICATIONS

Model Number	Max output power	Output Current	Output Voltage	OCV	Efficiency at 120V (Typ.)	Efficiency at 240V (Typ.)	Efficiency at 277V (Typ.)	Remote mounting distance (#18 AWG)	Class 2	
									US	Canada
LXWCP040S140ST-L	40W	470mA ~ 1400mA	14-28.5V	30V	83%	84%	83%	26 ft	✓	✓

PHYSICAL DIMENSIONS

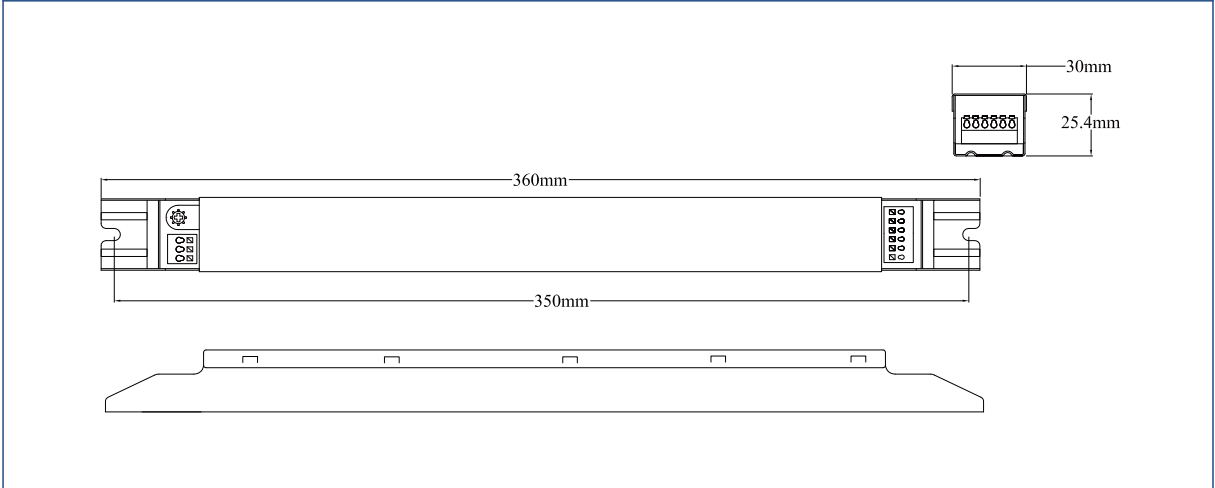
Length (L):	14.17" (360mm)
Width (W):	1.18" (30mm)
Height (H):	1.00" (25.4mm)
Mounting (M):	13.78" (350mm)

PACKAGING

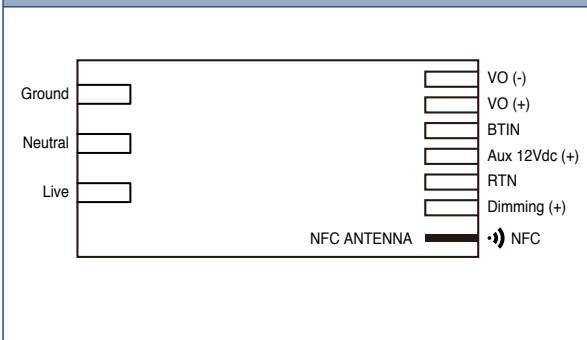
0.4kg / unit ; 20pcs / carton ; 1680pcs / pallet	
Carton size:	370 x 165 x 130 mm
Carton weight:	8.5 kg
Case Material:	Metal

WIRE SPECIFICATIONS

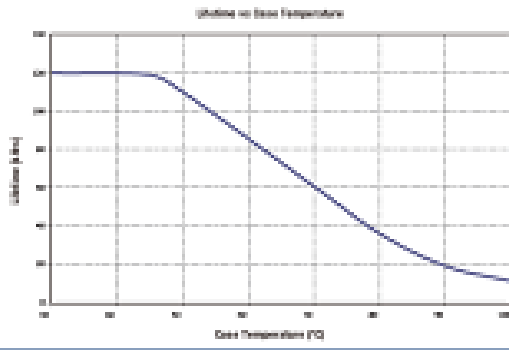
Input:	Terminal block
Output:	Terminal block
Dimming:	Terminal block



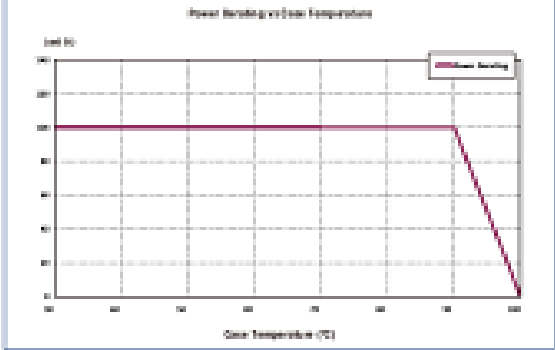
WIRING DIAGRAM



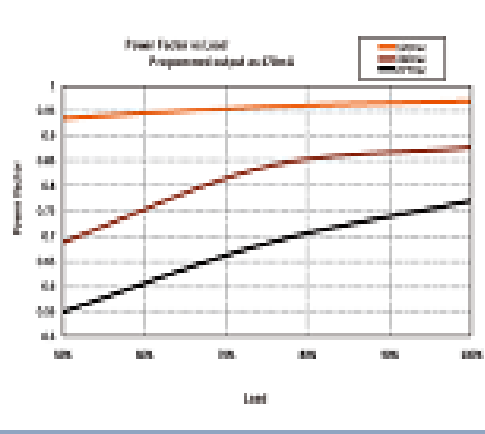
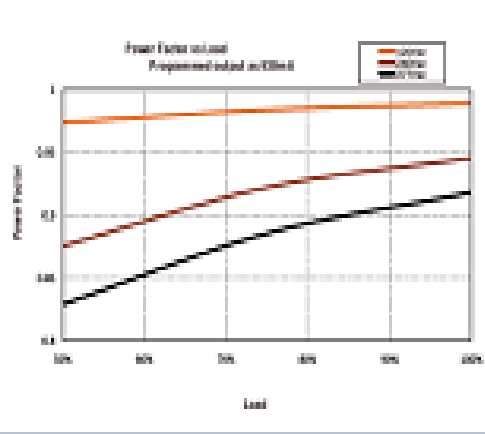
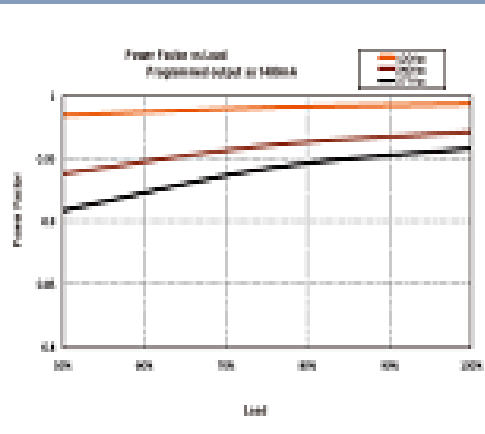
LIFETIME v& CASE TEMPERATURE



POWER DERATING v& CASE TEMPERATURE



POWER FACTOR vs LOAD



EFFICIENCY vs LOAD

